

THE NEW FERGUSON DISC PLOW

*A deep-penetrating,
light-weight*
MOUNTED IMPLEMENT



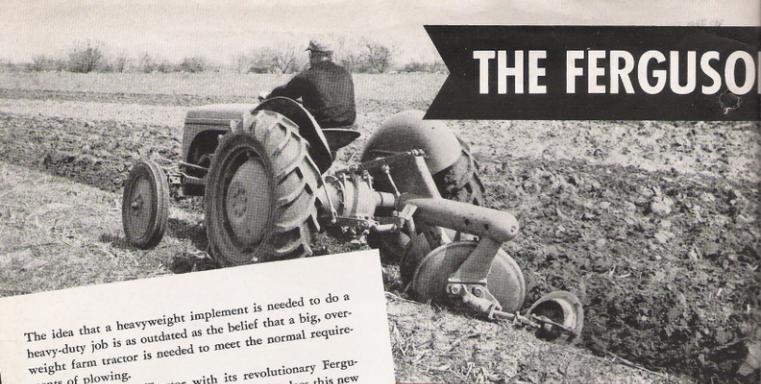
COPYRIGHT 1948, UNDER INTERNATIONAL COPYRIGHT UNION, ALL RIGHTS RESERVED. UNDER INTER-AMERICAN COPYRIGHT UNION (1950) BY HARRY FERGUSON, INC., DETROIT, MICHIGAN.



THE FERGUSON SYSTEM
of Mechanized Farming

www.ntractorclub.com

THE FERGUSON



The idea that a heavyweight implement is needed to do a heavy-duty job is as outdated as the belief that a big, overweight farm tractor is needed to meet the normal requirements of plowing.

As the Ferguson Tractor with its revolutionary Ferguson System outdated the heavy tractor, so also does this new Ferguson Disc Plow outdate conventional, heavy, overweight disc plows.

Countless field trials in Disc Plow territory have proved beyond question that advanced engineering and the intelligent use of high-quality materials, combined with the Ferguson System, have provided the Ferguson Disc Plow with ample strength and penetrating ability for the toughest conditions. Yet, because of its light weight and advanced design, it has many new and unique operating features.

Basically, all disc plows are designed for work in hard-packed, dry, hard-to-penetrate soils and in soils too wet, or too waxy for a moldboard plow to scour.

In addition to meeting these fundamental requirements, Ferguson Engineers have added special operating and design features that make the new Ferguson Disc Plow the most modern implement of its type.

PERFORMANCE The unique design of the Ferguson Disc Plow provides greatest strength with minimum weight . . . permits it to be carried on the Ferguson System Linkage to and from the field . . . and allows fast, easy handling when working on contours, or in building terraces.

A tubular frame provides the strength necessary to withstand the twisting stresses placed on all disc plows while the Ferguson System of Linkage and Hydraulic Control provides penetration and depth control without excess weight.

Exceptionally high clearance means a minimum of clogging in trashy conditions. The exclusive Ferguson Floating Furrow Wheel provides side draft control without land wheels or cumbersome weight.

DEPTH CONTROL . . . NO EXCESS WEIGHT

Because of the Ferguson System of Linkage and Hydraulic Control, the Ferguson Disc Plow offers many unusual features. It may be attached or detached in a minute or less. It may be raised or lowered hydraulically . . . and its depth is automatically controlled.

The plow is lowered to working position by merely moving the Finger Tip Control Lever of the Ferguson Tractor. When desired depth has been reached, it is maintained by the Ferguson System . . . without excessive weight . . . and without ropes or hard-handling levers to adjust for changes in depth or for plowing headlands and point furrows.

As a further aid to depth control, the carefully beveled and dished face of the discs combined with the proper angle of mounting provide suction to penetrate the hardest of soils. A disc angle adjustment, too, allows maximum "suck" to be maintained.



DISC PLOW ... light weight, tractor-mounted and with Finger Tip Control



LIGHT WEIGHT . . . LOW OPERATING COST

Since it requires only a given amount of power to pull two discs through the ground at the desired depth, *no power is wasted* in the operation of the Ferguson Disc Plow in dragging the heavy, overweight frame of conventional-type disc plows through the field.

Excess weight does no work—it steals power, and wastes fuel. Thus the absence of excess weight in the Ferguson Disc Plow results in *lighter draft and lower operating costs!*


CUTTING WIDTH ADJUSTMENT Two 26-inch discs are spaced 10 inches apart to give a nominal cutting width of 20 inches. Width of cut of front disc is easily adjusted by changing the lead on the furrow wheel setting.

If the front disc is cutting wider than desired, the lead angle on the furrow wheel can be increased until the desired width is obtained. Likewise, if the furrow cut by the front disc is too narrow, the lead angle can be decreased.

ADJUSTABLE DISC SETTING Discs on the Ferguson Disc Plow are set at a 50-degree angle to the direction of travel. They are adjustable from 18 degrees to 22 degrees vertically for varying soil conditions. Cutting angle and adjustment of blade pitch governs the degree and the extent to which the soil is thrown and broken. Grooves are provided in the disc bearing bracket for adjusting the tilt-back or cutting angle of the disc blade for various types of soils and conditions.


For most soil conditions the disc can be set with the support rail in the lower groove. If soil breaks loose and pushes ahead of the disc blade, the support rail can be moved to the top groove of the disc bearing bracket.

Picture at left shows how easily the "lead" of the floating furrow wheel may be adjusted to fit the particular soil conditions in your fields. Note how the furrow wheel rides at the bottom of the furrow wall to prevent "kicking out" or breaking of the wall.



A Ferguson Exclusive

The Floating Furrow Wheel



Side draft is effectively controlled in the Ferguson Disc Plow by means of the *exclusive Ferguson Floating Furrow Wheel*. Tilted-axle mounting keeps the furrow wheel of the Ferguson Disc Plow constantly operating at a transverse angle to the furrow wall . . . regardless of depth or width of plowing . . . completely absorbing all side-thrust of the plow.

The spring-loading axle of the Ferguson Furrow Wheel provides fast penetration on headlands. Because it stays well down on the furrow wall, it also keeps the discs in alignment with the furrow when passing over roots, stones or other obstructions. If very difficult soil conditions make it advisable to add weight to the furrow wheel, such weight is available as an accessory at slight extra cost.

To minimize the amount of side draft the furrow wheel must absorb, the rear Tractor wheels should be set at 48 inches. Front Tractor wheels should be set at 48 inches when plowing a straight course on level fields with uniform soil texture. For hillsides or contour work, front Tractor wheels should be set at 52 or 56 inches. This enables the operator to apply steering control as a means of maintaining proper cutting width on hillsides and on contour work, or in varying soil types.

FOR A
heavy-duty
JOB!

A deep-penetrating,
light-weight
MOUNTED IMPLEMENT

CONSTRUCTION

ATTACHMENT . . . Three-point, one-minute attachment to the Ferguson System. No tools required.

WEIGHT . . . 500 pounds. For extreme conditions, weight can be increased 75 to 150 pounds by loading beam cylinder.

FRAME . . . 6-inch tubular steel. Disc supports are 4-inch tubular steel welded to the basic frame.

DISCS . . . Thickness $\frac{3}{16}$ " , 26 inches in diameter. $\frac{1}{4}$ -inch discs optional.

CUTTING WIDTH . . . 20 inches, 10 inches per disc.


SCRAPERS . . . Standard equipment. Adjustable, set $\frac{1}{4}$ " from

outside edge of disc blade with point of scraper slightly higher than center hole in the disc.

FURROW WHEEL . . . Sharp counter-type blade, of heat-treated and high-carbon steel. Mounted on a cast-iron wheel on sealed Timken Roller Bearings. Hinged, spring-loaded axle eliminates side draft. Lead adjustment for cutting width and adjustable scraper.

LUBRICATION . . . Zerk lubrication for main disc bearings. Rear furrow wheel bearing is pre-lubricated.

TRACTOR WHEEL SPACING . . . Rear wheels 48", front wheels 48" for level fields, 52" to 56" for hillside or contour work.



For fast attaching and detaching, storage, and to eliminate any lifting of the plow, a stand leg is provided to keep the plow upright when not in use.



SALES

SERVICE

HARRY FERGUSON, INC., DETROIT 11, MICHIGAN

www.ntractorclub.com

Printed in U.S.A.